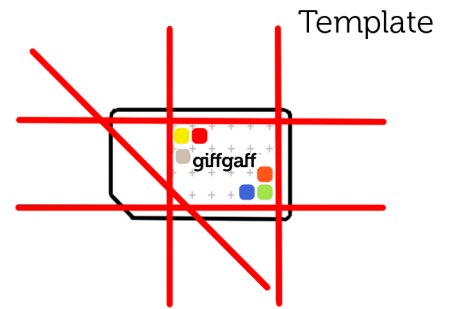
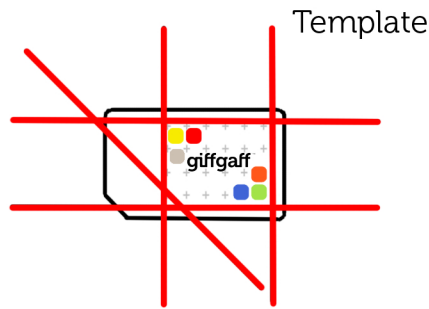
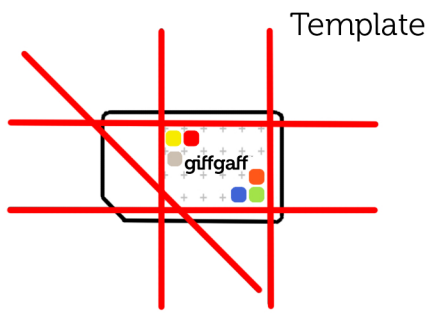


# giffgaff<sup>TM</sup> Microsim Cutting Template



1. Print this page full size on A4 paper
2. Stick your giffgaff sim on the template with double sided tape or you could use glue
3. Cut around the lines in red.
4. Use a small file to round the edges of the sim
5. ENJOY!



If Your Not Confident Enough To Cut Your Sim:  
You could borrow a special cutting tool,  
To register your interest, please visit:  
<http://www.igaff.co.uk/microsim>



microsims may NOT be used in iPad  
for details see [igaff.co.uk/ipadgiffgaff](http://igaff.co.uk/ipadgiffgaff)

Danielclo1il/iGaff accepts no responsibility for any damage caused to your simcard,  
or any equipment used in this template